




HOW TO PIN DROP YOUR LOCATION





DESKTOP

1. Open your search engine of choice and search "google maps"
2. Click on the location you would like to share with us, you should see a grey pin drop 
3. A menu will appear at the bottom of the screen, click the share button. 
4. Click the "copy link" button and email or text it to us!




ANDROID

1. Open the Google Maps app.
2. Either search for an address or scroll around the map until you find the location you want.
3. Long-press on the screen to drop a pin.
4. The address or location will pop up at the bottom of the screen.
5. Tap on the location to share it, save it, add a label to it, or get directions.
6. Use the share menu  to copy and paste the link to share with us!



IPHONE

1. Open the Google Maps app.
2. Search for an address or scroll around the map until you find the ideal pin location.
3. To drop the pin, long-press on the screen in the desired location.
4. The address or coordinates will pop up at the bottom of the screen.
5. Tap on the location to see more details, get directions, add labels, etc.
6. Use the share menu  to copy and paste the link to share with us!